



Band Virtual Learning

# 6th Grade Woodwinds

May 8th, 2020











6th Grade Woodwinds  
Lesson: May 8th, 2020

**Objective/Learning Target:**

Unit review from the previous four weeks of rhythm lessons.

# Review:

## NOTE VALUES AND RESTS

Notes	Names	Rests
	<b>Whole</b>	
	<b>Half</b>	
	<b>Quarter</b>	
	<b>Eighth</b>	

# Review:

## COUNTING METHOD

- When the quarter note receives one count ( $\frac{2}{4}$ ,  $\frac{3}{4}$ ,  $\frac{4}{4}$ ,  $\frac{5}{4}$ , etc.), use the following measure-wise counting method (pronounced: one and two and three and four and):



- For the four-fold division of the beat (sixteenth notes) and its variations, use 1 e & a (pronounced: one ee and a):

1 e & a 2 e & a 3 & 4 &

1 & a 2 & a 3 & 4 &

1 e & 2 e & 3 & 4 &

1 (e &) a 2 (e &) a 3 & 4 &

# Review:

Remember from last week...

- A *dot* after a note or rest adds half of the value of the note/rest it follows.

Example:  

# Practice: Rhythm Key 6

## RHYTHM KEY 6

Four musical staves in 4/4 time, each with a repeat sign. The first staff has a dotted quarter note followed by a quarter note, then a beamed eighth-note pair, and another quarter note. The second staff has a dotted quarter note followed by a quarter note, then a beamed eighth-note pair, and another quarter note. The third staff has a dotted quarter note followed by a quarter note, then a beamed eighth-note pair, and another quarter note. The fourth staff has a dotted quarter note followed by a quarter note, then a beamed eighth-note pair, and another quarter note.

1 2 3 & 4 &      1 2 & 3 & 4      1 & 2 & 3 4      1 & 2 3 4 &

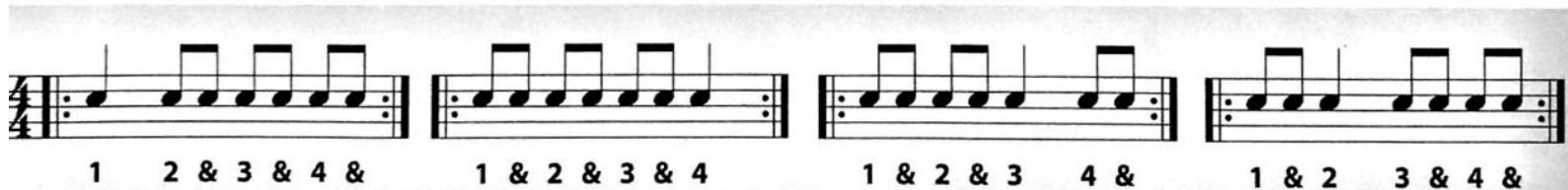
Four measures of rhythmic practice on a single staff. The first measure contains a dotted quarter note, a quarter note, a beamed eighth-note pair, and a quarter note. The second measure contains a dotted quarter note, a quarter note, a beamed eighth-note pair, and a quarter note. The third measure contains a dotted quarter note, a quarter note, a beamed eighth-note pair, and a quarter note. The fourth measure contains a dotted quarter note, a quarter note, a beamed eighth-note pair, and a quarter note.

Four measures of rhythmic practice on a single staff. The first measure contains a dotted quarter note, a quarter note, a beamed eighth-note pair, and a quarter note. The second measure contains a dotted quarter note, a quarter note, a beamed eighth-note pair, and a quarter note. The third measure contains a dotted quarter note, a quarter note, a beamed eighth-note pair, and a quarter note. The fourth measure contains a dotted quarter note, a quarter note, a beamed eighth-note pair, and a quarter note.

Four measures of rhythmic practice on a single staff. The first measure contains a dotted quarter note, a quarter note, a beamed eighth-note pair, and a quarter note. The second measure contains a dotted quarter note, a quarter note, a beamed eighth-note pair, and a quarter note. The third measure contains a dotted quarter note, a quarter note, a beamed eighth-note pair, and a quarter note. The fourth measure contains a dotted quarter note, a quarter note, a beamed eighth-note pair, and a quarter note.

# Practice: Rhythm Key 7

## RHYTHM KEY 7



Four 4/4 measure rhythm patterns are shown, each with a counting cue below it:

- Pattern 1: 1 2 & 3 & 4 &
- Pattern 2: 1 & 2 & 3 & 4
- Pattern 3: 1 & 2 & 3 4 &
- Pattern 4: 1 & 2 3 & 4 &



First line of rhythmic notation, consisting of four measures of 4/4 time, each containing a sequence of eighth notes.



Second line of rhythmic notation, consisting of four measures of 4/4 time, each containing a sequence of eighth notes.



Third line of rhythmic notation, consisting of four measures of 4/4 time, each containing a sequence of eighth notes.

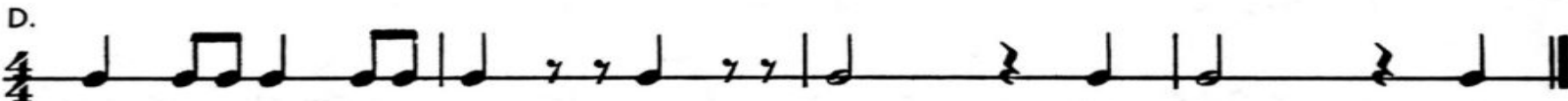

# Practice: Eighth Rest Rhythm Key 1

$\text{7}$  = Eighth Rest

$\text{7 7}$  = 

Write in counting.

- An eighth rest is a silent eighth note.
- Two eighth notes equal one quarter note.
- Two eighth rests equal one quarter rest.
- One eighth rest is half the pulse of a quarter rest.





# Practice: Eighth Rest Rhythm Key 2



Write in counting.

If you can count it, you can play it!

A.


B.

C.

D.

E.

# Practice: Dotted Quarter Note Key



Write in counting.

A.

B.

C.

# Practice: More with Dotted Rhythms

A.  $\frac{4}{4}$  

B.  $\frac{4}{4}$  

C.  $\frac{4}{4}$  

D.  $\frac{4}{4}$  

# Practice: Sixteenth Note Rhythm Key 1

## Rhythm Key Sixteenth Notes

1 e & a 2 3 4      1 2 e & a 3 4      1 2 3 e & a 4      1 2 3 4 e & a

# Practice: Sixteenth Note Rhythm Key 2

## Rhythm Key Sixteenth Notes

Four musical staves in 4/4 time, each with a repeat sign. The first staff has a pattern of eighth notes: quarter, eighth, eighth, quarter, eighth, eighth, quarter, eighth, eighth, quarter, eighth, eighth, quarter, eighth, eighth, quarter. The second staff has a pattern of eighth notes: quarter, eighth, eighth, quarter, eighth, eighth, quarter, eighth, eighth, quarter, eighth, eighth, quarter, eighth, eighth, quarter. The third staff has a pattern of eighth notes: quarter, eighth, eighth, quarter, eighth, eighth, quarter, eighth, eighth, quarter, eighth, eighth, quarter, eighth, eighth, quarter. The fourth staff has a pattern of eighth notes: quarter, eighth, eighth, quarter, eighth, eighth, quarter, eighth, eighth, quarter, eighth, eighth, quarter, eighth, eighth, quarter.

1 e & a 2 e & a 3 4      1 2 e & a 3 e & a 4      1 2 3 e & a 4 e & a      1 e & a 2 3 4 e & a

Three musical staves in 4/4 time, each with a repeat sign. The first staff has a pattern of eighth notes: quarter, eighth, eighth, quarter, eighth, eighth, quarter, eighth, eighth, quarter, eighth, eighth, quarter, eighth, eighth, quarter. The second staff has a pattern of eighth notes: quarter, eighth, eighth, quarter, eighth, eighth, quarter, eighth, eighth, quarter, eighth, eighth, quarter, eighth, eighth, quarter. The third staff has a pattern of eighth notes: quarter, eighth, eighth, quarter, eighth, eighth, quarter, eighth, eighth, quarter, eighth, eighth, quarter, eighth, eighth, quarter.



# Let's Check Your Work

These slides are all review slides from the last four weeks of rhythm lessons. You can use the videos from those weeks to check your work and to practice with.

[Rhythm Key 6 and 7](#)  
[Eighth Rests](#)  
[Dotted Quarter Notes](#)  
[Sixteenth Notes](#)